

Suspended luminaire/light run feed luminaire - Micro-prismatic diffuser - direct/indirect distribution

Powder-coated steel sheet enclosure; rectangular cross section; Housing colour traffic white RAL 9016; Micro prism pane in "multilayer" technology, Light distribution direct/indirect distribution by means of Micro-prismatic diffuser of PMMA, Homogeneous light distribution; glare reduction through micro prism pane with special "multilayer" technology and optimised light deflecting foil; Suitable for VDU workstations, $65^\circ < 3000 \text{ cd/m}^2$ omnidirectional glare reduction in accordance with current DIN-EN 12464-1 standard, UGR (4H/8H) 16.5. Electrical connection via integrated white connection cable $3 \times 0.75 \text{ mm}^2$, length 1900mm, stripped cable ends. The ETM levels can easily be adjusted from the top of the luminaire. Complete height-adjustable suspension set included in the scope of delivery.

CHARACTERISTICS

Order number	65721024170
EAN number	4020863453641
Commodity code	94051190
Certification mark	IP 20, Protection class I, VDU $65^\circ < 3000$, ENEC10 VDE, F, Indoor, CE
Impact resistance (IK rating)	IK03
Ambient temperatur	ta 25°C
Warranty period	5 years
State funding programs	BEG - Federal funding for efficient buildings (valid only for Germany)

ELECTRICAL ENGINEERING

Controller	Electronic multi-lumen driver, 4-steps (1 pcs.)
System output	51W-28W
Mains voltage	230V/50Hz
Circuit breakers (inrush current)	15 pieces/B10, 25 pieces/B16, 24 pieces/C10, 38 pieces/C16
Energy efficiency class/light source	B

LIGHTING TECHNOLOGY

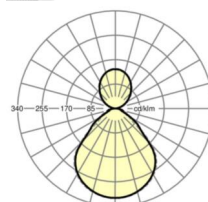
Placement	LED, Colour rendering/Light colour CRI $\geq 80 / 4000\text{K}$
Colour tolerance (MacAdam)	3SDCM
Photobiological safety (Luminaire)	RGO
Nominal luminous flux/switching steps (EDM)	6800lm/50W, 5900lm/43W, 5000lm/35W, 4100lm/28W (Standard setting 6800lm)
LED service life	70000h L80/B10 (Tq 25°C), 50000h L90/B50 (Tq 25°C)
Luminaire luminous efficiency	145lm/W-134lm/W
UGR lat./long.	16.2 / 16.5 (51W)

MECHANICS

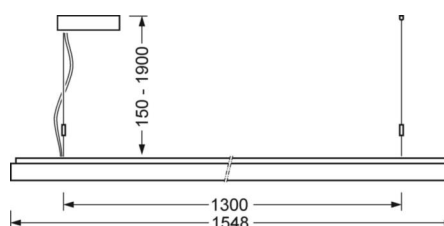
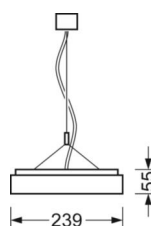
Housing colour	traffic white RAL 9016
Dimensions (LxWxH/DxH)	1548mm x 239mm x 55mm
Weight (net)	8.5kg
Type of installation	Pendant individual mounting, Pendant light strip mounting

DEEP-LINK

<https://www.regiolux.de/en/article/65721024170>



Reference	LED 51W 6800lm 840
η_{LB}	100 %
$\Phi_{\downarrow/\uparrow}$	67 % / 33 %
UGR lat./long.	16.2 / 16.5
VDU	$65^\circ < 3000 \text{ cd/m}^2$



Dimensions

L	1548 mm	Length
B	239 mm	Width
H	55 mm	Height
A1	1300 mm	Mounting distance single mounting
A2	1424 mm	Mounting distance 1st luminaire of the light run
A3	1548 mm	Mounting distance between luminaires in a light run arrangement
P min	150 mm	Minimum suspension length
P max	1900 mm	Maximum suspension length
